



District Report Card: 2017


State: Punjab	District: Taran Taran
Class: 8	Subject: Language
Schools: 51	Students: 1156


Participation/Coverage


Students

GENDER 	Boys		Girls	
	Number	%	Number	%
	612	52.94	544	47.06

AREA 	Rural		Urban	
	Number	%	Number	%
	996	86.16	160	13.84

CATEGORY 	SC		ST		OBC		GEN	
	Number	%	Number	%	Number	%	Number	%
	833	72.06	7	0.61	129	11.16	187	16.18

CWSN 	LD	VI	HI	S&LD	ID	Oth
	2	3	3	16	0	0

Management 	Government		Government-aided	
	Number	%	Number	%
	1036	89.62	120	10.38

Average Performance of Students in Language (%)

Overall	Gender		Area		Management		Social Group			
	Male	Female	Rural	Urban	Govt.	Aided	SC	ST	OBC	GEN
46.82	45.45	48.36	46.76	47.17	46.81	46.89	46.00	59.05	49.72	47.99

Performance on Learning Outcomes (LOs)

Learning Outcomes	Description	Average Performance(%)
L813	Read textual/non-textual materials with comprehension and identifies the details, characters, main idea and sequence of ideas and events while reading	46.82

Range of Performance of Students who Answered Correctly							
Below 30%		30% - 50%		50% - 75%		Above 75%	
Number	%	Number	%	Number	%	Number	%
302	26.12	312	26.99	401	34.69	141	12.20

Lowest Performing Learning Outcomes (LOs)

1 - Read textual/non-textual materials with comprehension and identifies the details, characters, main idea and sequence of ideas and events while reading (46.82)